

Playhouse Kids 1

Student's Book



PREISS MURPHY
School Publishers

Kara Murphy



Scope and Sequence

Welcome 4

1 My Classroom 10

Word Power	Conversation	Grammar	Skills
Items in the classroom	Asking for and giving information about classroom items	What's that? It's - It is Isn't - Is not Articles: also	Pl: short a SB: capital letters and full stops B: I've Got an Idea!

2 My Friends and Family 16

Word Power	Conversation	Grammar	Skills
Family members	Asking for and giving information about family members	Subject Pronouns he / she	Pl: short a SB: question marks B: Who is He?

3 There's My House! 22

Word Power	Conversation	Grammar	Skills
Rooms in a house Items in a house	Asking for and giving information about items in a house	There's / There are	Pl: short i SB: nouns B: Stay for Lunch

Review 28

Units 1 – 3

4 My Body 32

Word Power	Conversation	Grammar	Skills
Body parts	Asking about and giving descriptions using body parts	Have / Has got Haven't / Hasn't got Questions with have / has got	Pl: short a SB: plural nouns B: You've Got Two Heads

5 My Friends 38

Word Power	Conversation	Grammar	Skills
General appearance	Asking for and giving information about appearance (hair and height)	Subject Pronouns you (plural) / we / they	Pl: short a SB: adjectives B: You're Lost, Sister!

6 I Can Whistle! 44

Word Power	Conversation	Grammar	Skills
Activities and common verbs	Asking for and giving information about activities	Can	Pl: digraph /gh/ SB: proper nouns B: A Whistle Contest

Review 50

Units 4 – 6

7 It's My Birthday! 54

Word Power	Conversation	Grammar	Skills
Days of the week Calendar	Asking for and giving information about dates	Prepositions of Time: later	Pl: digraph /th/ SB: days of the week and proper nouns B: Today is My Birthday!

8 My Toys **60**

Word Power	Conversation	Grammar	Skills
Common Toys	Asking for and giving information about belongings	Whose Possessive (%)	Ph. digraph /j/ SB: prepositions of place R: A Balloon Ride

9 I Like Bananas! **66**

Word Power	Conversation	Grammar	Skills
Food items	Asking for and giving information about food likes and dislikes	Like (to give a preference)	Ph. digraph /j/ SB: singular vs. plural R: I Like Burgers!

Review **72**

Units 7 – 9

10 My Town **76**

Word Power	Conversation	Grammar	Skills
Polynomial time	Asking about and giving information about places in a town	Prepositions of Place: next to / in front of	Ph. hard/soft c SB: pronouns R: Max is Hungry!

11 How We Get Around **82**

Word Power	Conversation	Grammar	Skills
Transportation	Asking about and giving information about how people go to school	Common Verbs (transportation) Simple Present	Ph. digraph /j/, /r/, /r/, /r/ SB: verbs are action words R: At the Carnival

12 He Works in an Office **88**

Word Power	Conversation	Grammar	Skills
Jobs Workplaces verbs of working	Asking about and giving information about what people do (jobs)	Common Verbs (occupational) Simple Present	Ph. digraph /j/ SB: verb-noun word order R: Let's Meet the Neighbours

Review **94**

Units 10 – 12

13 Let's Go to the Zoo! **98**

Word Power	Conversation	Grammar	Skills
Zoo animals	Giving suggestions using let's + verb	Let's + verb	Ph. hard/soft g SB: let's + verb R: Let's Go to the Zoo!

14 Seasons and Weather **104**


Word Power	Conversation	Grammar	Skills
Weather and seasons	Asking about and giving descriptions about weather and seasons	Like (to describe things)	Ph. digraph /j/ SB: statements vs. questions R: The Weather is Four!

15 I'm Wearing Trousers! **110**

Word Power	Conversation	Grammar	Skills
Clothing	Asking about and giving information about clothing	Present Continuous (verb) + ing	Ph. digraph /j/ SB: 'to' to describe a noun R: You're Wearing THAT!

Review **116**

Units 13 – 15



Welcome!

1 Listen and read along. Then act out.  



My name is _____

2 You do it. 

Ask and answer.

What's your name?

How are you?



3 Listen and read along.  



4 Listen and point to the pictures you hear.  



student



teacher

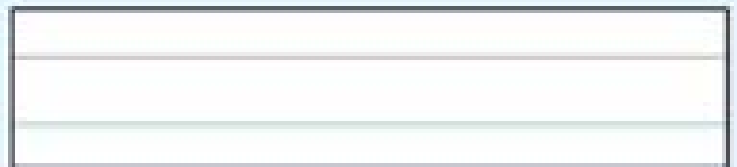



good morning





goodbye

5 Trace the lines.



ALPHABET

1 Listen, point and say.  

Aa Bb Cc Dd Ee Ff Gg



Hh Ii Jj Kk Ll Mm



Nn Oo Pp Qq Rr Ss Tt

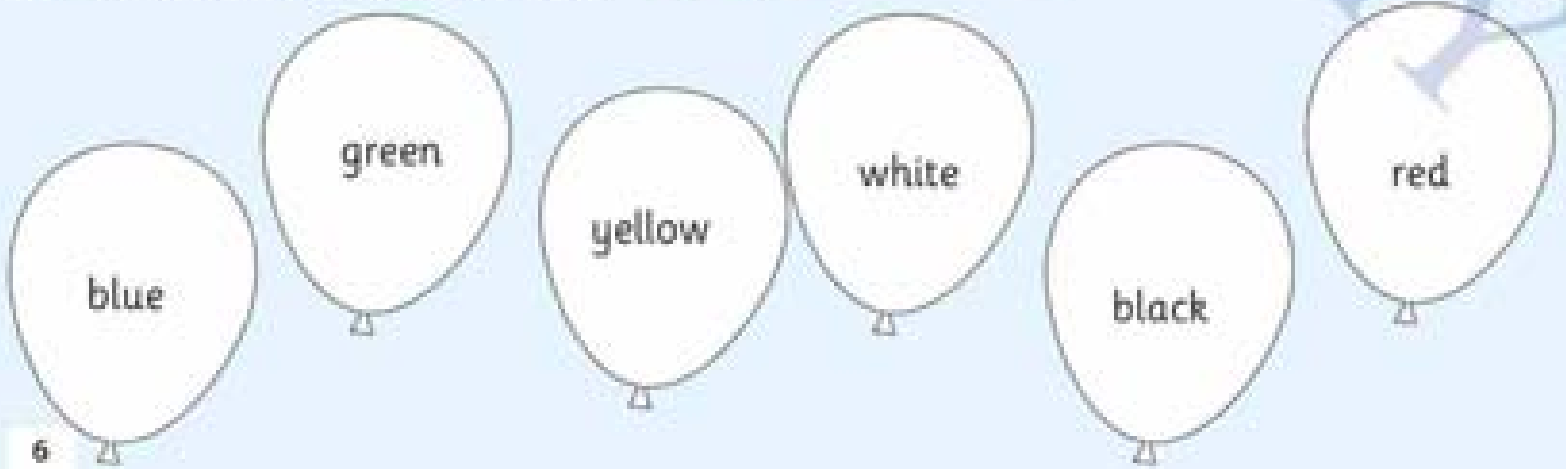


Uu Vv Ww Xx Yy Zz



COLOUR

1 Read and colour the balloons.  



NUMBERS

1 Point, count and say.



2 Read, draw and count.




4

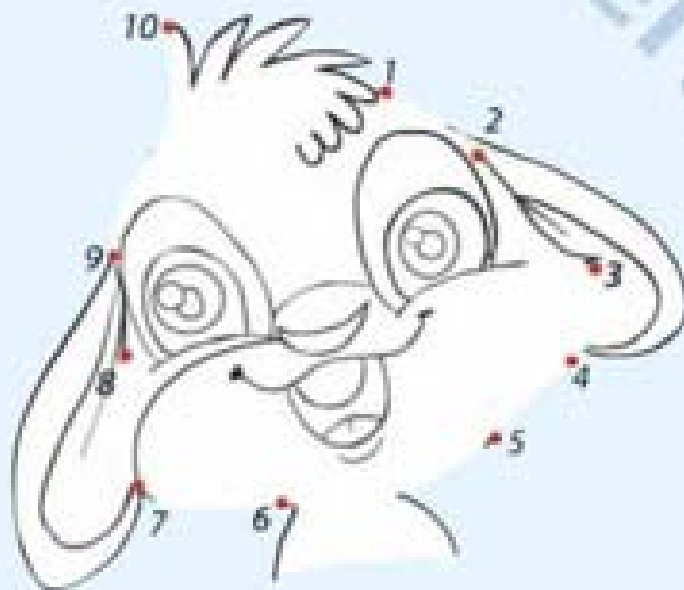
1

5

2





3 Read and draw.







Classroom Language

1 Listen and do the actions.  





Unit 1

My Classroom

WORD POWER

1 Listen and say. 



2 Listen and point. 

3 Read. 

- | | |
|----------|------------|
| ① board | ⑥ pencil |
| ② chair | ⑦ pen |
| ③ crayon | ⑧ rubber |
| ④ book | ⑨ desk |
| ⑤ ruler | ⑩ backpack |

4 You do it. 

Ask and answer.



What's number 1?



It's a board.

CONVERSATION



1 Listen and read. Then act it out. 🎧



2 Match and colour. Then ask and answer. 🦎

It's a **green** ruler.

It's a **blue** pen.

It's a **red** crayon.

It's an **orange** rubber.



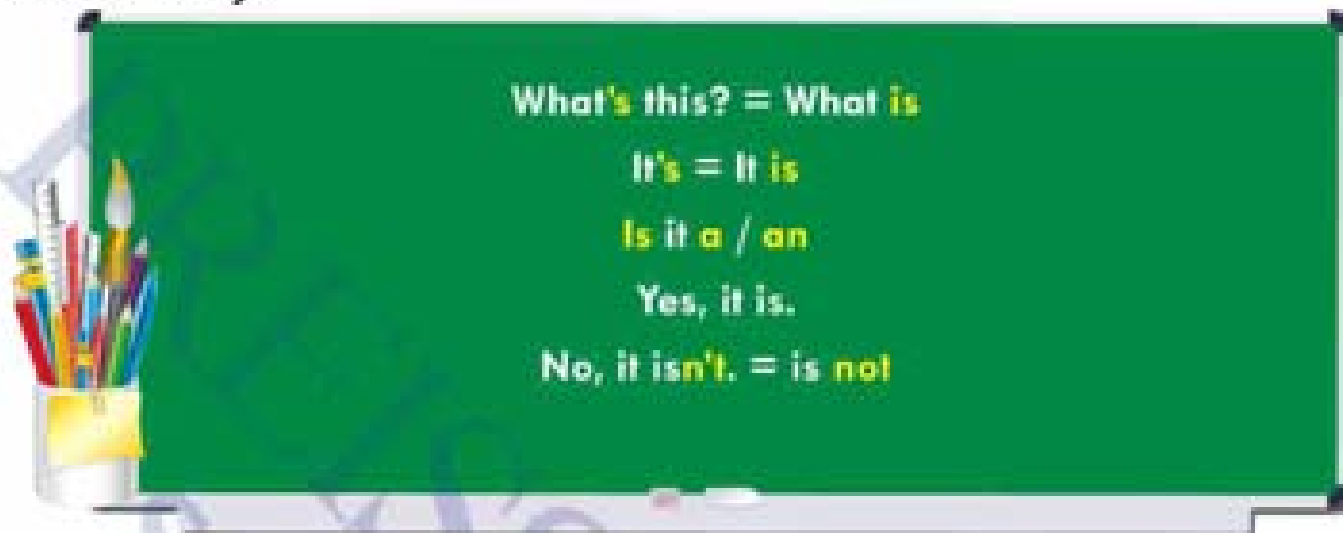
3 You do it. 🧒🧒

Play the game. Ask and answer.





1 Look and say.



2 Write.



What's this?

It's a crayon.

What's this?

_____ a backpack.

_____ this?

It's a _____

What's _____?

_____ a desk.

3 You do it.



Point, ask and answer.

What's this?



It's a pencil.



pen

pencil

ruler

book

crayon



1 Listen and repeat.



a book



an orange book



a rubber



a board



an apple

2 Choose *a* or *an*.



1 a an open book

2 a an teacher

3 a an student

4 a an umbrella

3 Listen and sing along.



Stand up.

Sit down.

Give a little clap.

Close your book.

Open your book.

Give another clap.

Turn to page

[page number]

Do it in a snap!

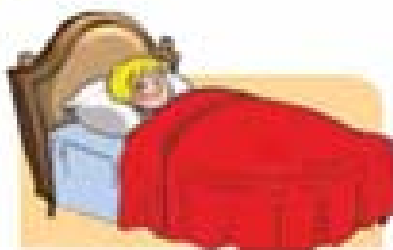




1 Listen, read and practise.



This is **Jen**.
Jen has got a **pen**.
 The **pen** is **red**.




This is **Ken**.
Ken has got a **bed**.
 The **bed** is **red**.



This is **Meg**.
Meg has got a **bell**.
 The **bell** is **red**.

2 Say the sounds. Make the words.



Sentence Building

A sentence begins with a **capital letter**.



The book is red.



A sentence ends with a **full stop**.

1 Read the sentences. Circle the capital letters and full stops.



1. Yoshi is six.

4. Lilly has got a book.

2. This is my book.

5. It is my bed.

3. It's an orange pen.


6. Daniel is here.



1 Listen and read the story.



2 Read and choose.



What's this?
It's a playhouse.



What's in the backpack?
A book and a camera.

Find in the story:

That's amazing!

I have got an amazing idea.

