


# Playhouse Kids 3

Student's Book



PREISS MURPHY  
School Publishers

Kara Murphy  
Shannon Katton



# Scope and Sequence

## 1 Where Are You From? 4

Word Power	Conversation	Grammar	Skills
Names of countries	Asking for and giving information about countries and nationalities	Wh- and How questions	Ph: 'pl' words SB: capitalising countries Wt: Write a descriptive paragraph about yourself and a friend. R1: The Taj Mahal R2: Playhouse Adventures!

## 2 Let's Celebrate! 12

Word Power	Conversation	Grammar	Skills
Holidays and Celebrations vocabulary	Asking for and giving information about birthday traditions	Simple Present	Ph: different '-i' sounds in simple present verbs SB: exclamation marks Wt: Write a paragraph about a special holiday tradition. R1: Teresa's New Year R2: Playhouse Adventures!

## 3 On Mondays, We Play Tennis! 20

Word Power	Conversation	Grammar	Skills
Family routines and activities	Asking for and giving information about routines and activities	Adverbs of frequency	Ph: 'of' words SB: adverbs of frequency come before the verb Wt: Write about your family's activities. R1: A Fun Time at Camp R2: Playhouse Adventures!

## Review 28

### Units 1 – 3

## 4 That's My Favourite Dish 32

Word Power	Conversation	Grammar	Skills
Meals and dishes	Asking for and giving information about dishes/meals	Countable/Uncountable nouns	Ph: 'ou' words SB: direct speech Wt: Write a conversation using direct speech. R1: Jenny and Mum Make a Pizza! R2: Playhouse Adventures!

## 5 Let's Cook! 40

Word power	Conversation	Grammar	Skills
Food items	Asking for and giving information about cooking and food	Some/Any	Ph: long 'oo' words SB: how much/how many Wt: Write the ingredients for the recipe given. R1: Uncle Bob's Cooking Disaster! R2: Playhouse Adventures!

## 6 We Need a Loaf of Bread 48

Word Power	Conversation	Grammar	Skills
Measurements and containers	Talking about uncountable food and containers	Uncountable containers and measurements	Ph: 'ou' words SB: the use of 'of' to show what something belongs to or includes Wt: Write about a food tradition. R1: The Family Goes Shopping R2: Playhouse Adventures!

## Review 56

### Units 4 – 6

## 7 That's a Nice House 60

Word Power	Conversation	Grammar	Skills
Housing and parts of houses vocabulary	Asking about and describing types of housing	Adjectives to describe homes and neighbourhoods	Ph: 'ou' words SB: too vs. very Wt: Write a description of your home. R1: A Villa R2: Playhouse Adventures!

**8** It's in the Kitchen **68**

Word Power	Conversation	Grammar	Skills
Rooms and objects in a house	Asking for and giving the location of items	Adjectives of amount	Ph: words ending in '-ls' SB: pluralising nouns ending in '-y' W: Write about your favourite room. R: Sandy's Family Routine on Rainy Days R: Playhouse Adventures!

**9** It's Over There **76**

Word Power	Conversation	Grammar	Skills
Kitchen vocabulary	Asking for and giving information about items in a kitchen and where they are	Right here/Over there	Ph: 'igh' words with the long i sound SB: conjunctions: and/but/or W: Write 1 'Spy' clues. R: Our Busy Room R: Playhouse Adventures!

**Review** **84**

**Units 7 – 9**

**10** The Time of the Ice Age **88**

Word Power	Conversation	Grammar	Skills
Animals from the Ice Age and their body parts	Asking for and giving information about Ice Age animals	Comparatives	Ph: 'ai' words SB: syllables W: Research and write about Ice Age animals. R: The Dinosaur R: Playhouse Adventures!

**11** Insects, Big and Small **96**

Word Power	Conversation	Grammar	Skills
Insect vocabulary	Asking for and giving information about insects	Superlatives	Ph: 'oi' words SB: morphemes with comparatives and superlatives W: Read the facts about three insects and compare them. R: The Amazing Butterfly R: Playhouse Adventures!

**12** Sea Creatures **104**

Word Power	Conversation	Grammar	Skills
Sea creature vocabulary	Asking for and giving information about sea creatures	an + adjective + as	Ph: 'ee' words SB: collective nouns W: Compare two sea creatures. R: A Day at the Beach R: Playhouse Adventures!

**Review** **112**

**Units 10 – 12**

**13** We're Going to Pack! **116**

Word Power	Conversation	Grammar	Skills
Clothes and accessories	Asking for and giving information about clothes	Going to + verb	Ph: 'ai' words SB: [am/is/are] comes before the subject when writing a question using going to + verb W: Write about what you're going to do and wear tomorrow. R: It's Time for Winter Clothes! R: Playhouse Adventures!

**14** Have You Ever? **124**

Word Power	Conversation	Grammar	Skills
Activities in the past participle tense	Asking for and giving information about activities in the Present Perfect	Present Perfect	Ph: '-y' ending words with long e sound SB: for and since W: Write using past participles. R: My Favourite Sport R: Playhouse Adventures!

**15** Walk Along This Street **132**


Word power	Conversation	Grammar	Skills
Vocabulary for giving directions	Asking for and giving information about directions to a certain place	Imperatives for giving directions	Ph: 'oi' words SB: abbreviations W: Draw a map and write the directions from one place to another. R: The Way to Walnut Street R: Playhouse Adventures!

**Review** **140**

**Units 13 – 15**

# Unit 1 Where Are You From?

## WORD POWER



1 Listen and say the words. 🎧



2 Listen and point. 🎧

3 Read. 🗺️

- |           |             |
|-----------|-------------|
| ① America | ⑥ Kenya     |
| ② England | ⑦ Japan     |
| ③ Lebanon | ⑧ Australia |
| ④ India   | ⑨ Poland    |
| ⑤ Russia  | ⑩ Columbia  |

4 You do it. 🧑🧒

Ask and answer.



Where is he from?



He's from Kenya.

## CONVERSATION

1 Listen and read the story. Then act it out. 🎧

1



Sanjana: Hi. My name is Sanjana. What's your name?  
Jenny: My name is Jenny. I'm from England. I'm English. Where are you from?

2



Sanjana: I'm from India. I am Indian.  
Jenny: That's amazing!

3



Sanjana: There's Elina. She's from Russia. She's Russian.  
Jenny: Let's go and say hello.

4




Sanjana: Hi, Elina. How are you?  
Elina: Fine, thanks. This is my friend, Rico. He lives here, but his parents are Columbian.

5



Sanjana: Interesting! You can meet lots of people here.  
Jenny: That's true! I met a Japanese girl once. She was really nice.

6



Sanjana: I know. I love this group. I met a Kenyan boy and we are still friends!  
Jenny: I can't wait to come again and meet people from all over the world!

2 Listen and tick ✓ the correct country. 🎧



Maha

- Lebanon
- America
- Germany



Helene

- France
- Italy
- India



George

- England
- America
- Germany



1 Look and say.

Wh- and How Questions

When you want information about people or things, you use **Wh-** and **How** words.

**What's** your name?  
My name is Kim.

**Who** are they?  
They're my classmates.

**Who's** he/she?  
She's my friend.

**Where** are you from?  
I'm from Japan.

**Where** are they from?  
They are from Spain.

**How** old is he/she?  
She is 10 years old.

**Why** are you late?  
I am late because our car broke down.

**When** are they leaving?  
They are leaving after lunch.

**What's** he/she/it like?  
She's nice.  
It's really fun.



2 Read and practise. Complete the conversation.

A: Hi. \_\_\_\_\_ is your name?

B: My name is Frederick.

A: \_\_\_\_\_ are you?

B: I am fine, thank you.

A: \_\_\_\_\_ are you from?

B: I am from Columbia.

A: \_\_\_\_\_ do you live?

B: I live in America.

A: \_\_\_\_\_ did you move to America?


B: We moved because my father got a job in America.

A: \_\_\_\_\_ did you meet here?

B: I met Chris, Greg and Brian.

A: \_\_\_\_\_ are they like?

B: They are very nice people.



3 Write. Write 'Wh- and How' questions to ask for information.


A: What's his name?

B: His name is Lev.



A: \_\_\_\_\_

B: He's from Russia.



A: \_\_\_\_\_

B: He's seven years old.

A: \_\_\_\_\_

B: Her name is Yoko.



A: \_\_\_\_\_

B: She's from Japan.



A: \_\_\_\_\_

B: She speaks Japanese.

4 You do it. Write five questions like the ones above. Ask a friend, classmate or family member the questions. Write their answers on a piece of paper. Share your answers with the class.



**1 Learn about it.**

When we talk about where people are from, we talk about their 'nationality'. To make a 'nationality', we must change the noun to an adjective. There are some rules for making nationalities.



For countries that end with -land, change the ending to -ish:

Ireland → Irish      Finland → Finnish

For countries that end with an -n sound, add an -ese to their name:

Sudan → Sudanese      Japan → Japanese

For countries that end with vowel sounds, add an -an to their name:

Korea → Korean      Australia → Australian



For countries in the Persian Gulf, add an -i to their name:

Yemen → Yemeni      Iraq → Iraqi

There are some irregular words:

France → French      Denmark → Danish



**2 Try it.** Look at the words in the box and write the nationality in the correct column.


Kuwait    Denmark    India    China    Mexico    Iraq  
Poland    Bahrain    Greece    Japan    Scotland

- i	- ese	- ish	- an	irregular
Kuwaiti		English		
	Lebanese			French
			American	

**3 Write.** Complete the sentences. Then practise.

- Rameesh is from India. He is Indian.
- Samir is Lebanese. He is from \_\_\_\_\_.
- Michelle is \_\_\_\_\_. She is from France.
- Sasha is \_\_\_\_\_. She is from Poland.
- Kim and Teo are Japanese. They are from \_\_\_\_\_.





**1 Read.**

The Taj Mahal is one of the wonders of the world. It is in India. The Indian emperor Shah Jehan ordered it to be built for his wife, Mumtaz Mahal, who died. Let's find out more about the emperor Shah Jehan and his masterpiece, the Taj Mahal.

- Who was Shah Jehan?

Shah Jehan was the emperor of India in the year of 1628.

- Where was he from?

He was from India. He was Indian.

- Why did he order the Taj Mahal to be built?

Shah Jehan wanted to put his wife's grave inside this building. He wanted something special to be built for his wife so that she would be remembered forever.

- How many workers helped build the Taj Mahal?


Twenty two thousand Indian, Persian, Turkish and Iraqi workers worked together for more than 20 years to build the Taj Mahal.

- When was the Taj Mahal completed?

The workers began building the Taj Mahal in 1632, and it was completed in 1653. It took them almost 21 years to build it!

- What kind of building material is Taj Mahal made of?

The Taj Mahal is made of expensive white Indian marble. It makes the Taj Mahal look pink in the morning, white during the afternoon and golden in the evening.



**2 Write.** Read the story again. Then answer the following questions.

1. Where is the Taj Mahal?

---

2. Why did Shah Jehan order the Taj Mahal to be built?

---

3. How does the Taj Mahal look in the morning?

---

4. When did the workers finish building the Taj Mahal?

---







1 Listen, read and practise.

'pl' words

Girls and boys,  
Come out to **play**!

The sun is shining.  
It's a wonderful day.

See the flowers,  
See the **plants**!



See the **plums**,  
And see the ants!

Play with toy **planes**,  
One by one.

It's the **place**,  
For summer fun!

2 Circle the 'pl' words in the poem.

3 Write the words.

plums   play   plane   plant

①



\_\_\_\_\_

②



\_\_\_\_\_

③



\_\_\_\_\_

④



\_\_\_\_\_

Sentence Building

Countries are  
proper nouns.



Where are you from?  
I'm from **Mexico**.  
What country do you live in?  
I live in **China**.



Proper nouns always begin  
with a capital letter. Always  
capitalise the first letter of a  
country.

1 Read and write the sentences with proper capitalisation.

1. He lives in kenya. \_\_\_\_\_

2. I am from poland. I am Polish. \_\_\_\_\_

3. She is from america. She is American. \_\_\_\_\_



**1 Read the description.**

Name: Marco Garcia  
 Age: 9 years old  
 Country: Mexico  
 Language: Spanish  
 Likes: football



My name is Marco Garcia.  
 I am nine years old.  
 I am from Mexico.  
 I speak Spanish.  
 I like football.

**2 Read and complete.**

Name: Elina Sasha  
 Age: 9 years old  
 Country: Russia  
 Language: Russian  
 Likes: games and football



\_\_\_\_\_ is Elina Sasha.  
 I am nine \_\_\_\_\_.  
 I am from \_\_\_\_\_.  
 I speak \_\_\_\_\_.  
 I like \_\_\_\_\_.

**3 Write about yourself and a friend.**

Example: My name is Marco and this is my friend Elina. I am from Mexico and Elina is from Russia. I am Mexican and Elina is Russian. We like to play games. Our favourite game is football.



\_\_\_\_\_

\_\_\_\_\_

\_\_\_\_\_

\_\_\_\_\_

\_\_\_\_\_

\_\_\_\_\_

\_\_\_\_\_

\_\_\_\_\_

\_\_\_\_\_

\_\_\_\_\_



## 1 Listen and read the story.

1

**Max:** There are so many places to see in New York City!

**Lilly:** Look! I can see the Statue of Liberty! It looks so small.

**Ms. Lopez:** Wait till we come closer. You will see how big it is.

2

**Max:** Have you ever visited another country?

**Yoshi:** I visited Japan. The Japanese people are nice. I went shopping in Tokyo.

3

**Max:** I went to Kenya. I visited a village there. I made lots of new Kenyan friends.

**Lilly:** I went to Lebanon with my family. We visited a Lebanese castle.

**Jenny:** I went to Australia. I got to see a real koala! It was very interesting.

4

**Ms. Lopez:** Look! Now, we're close to the Statue of Liberty.

**Yoshi:** You were right, Ms. Lopez! It is big.

## 2 Read and choose.

1. Ms. Lopez's class goes to Atlantic City.

True False

2. Yoshi went shopping in Kenya.

True False

3. Max visited a village in Kenya.

True False

4. Jenny got to see a real kangaroo.

True False

Find in the story:

- till
- come closer
- castle

