

Playhouse Kids 2

Workbook



PREISS MURPHY
School Publishers

Kara Murphy
Meryam Chahine

Playhouse Pals[®], Playhouse Kids[®], Playhouse[®]

PREISS MURPHY School Publishers

Corvallis, Oregon, USA

PREISS MURPHY and PREISS MURPHY SCHOOL PUBLISHERS

are trademarks of PREISS MURPHY SCHOOL PUBLISHERS.

The moral rights of the author have been asserted database right

PREISS MURPHY SCHOOL PUBLISHER (maker)

First published 2013

2014 2015 2016 2017 2018

ISBN: 978-1-93-825916-6

No unauthorised photocopying

All rights reserved. No part of this publication may be reproduced, stored in a retrieval system or transmitted, in any form or by any means, without the prior permission in writing of Preiss Murphy School Publishers, or as expressly permitted by law, or under terms agreed with the appropriate reprographics rights organisation.

Enquiries concerning reproduction outside the scope of the above should be sent to the ELT Rights Department, Preiss Murphy School Publishers, at the address above. It is not permitted to circulate this book in any other binding or cover and you must impose this same condition on any acquirer.

Any websites referred to in this publication are in the public domain and their addresses are provided by Preiss Murphy for information only. Preiss Murphy disclaims any responsibility for the content.

ACKNOWLEDGEMENTS

Cover illustration by: Ed

Illustrations by: Ed pp Title page, 4, 5, 6, 7, 8, 9, 10, 11, 12, 13, 14, 15, 16, 17, 18, 19, 20, 21, 22, 23, 24, 25, 26, 27, 28, 29, 30, 31, 32, 33, 34, 35, 36, 37, 38, 39, 40, 41, 42, 43, 44, 45, 46, 47, 48, 49, 50, 51, 52, 53, 54, 55, 56, 57, 58, 59, 60, 61, 62, 63, 64, 65, 66, 67, 68,

Dreamstime

Shutterstock

The publisher would like to thank the following instructional designers and authors for **Playhouse Pals[®], Playhouse Kids[®] and Playhouse[®]**:

Kara Murphy, Jill Fairall, Meryam Chahine, Stacey Cairns, Shannon Katlon, Jeri Campbell, Ramona Morris, Garth Smith, Ophelia O'Leary, Fred Dingle, Amy Barrett and Sophia Leeder.

The publisher would also like to thank the following voice over (British version) talent: Fred Dingle, Ophelia O'Leary, Linda Creasey and Kady Kandl.

Preiss Murphy, **Playhouse Pals[®], Playhouse Kids[®] and Playhouse[®]** would like to thank the following organisations,

companies and/or websites for permission to reproduce photographs and other copyrighted material: Edudemic – 30 Incredible Blogs
Written by Students, Smart TV Stars, Inc., Mental Floss – The Quick 10: 10 Amazing Discoveries by Kids, www.funenglishgames.com – How to write an advertisement, International Paralympic Committee (IPC), United Nations Environment Programme - Regional Seas Programme - Division of Environmental Policy Implementation

Contents

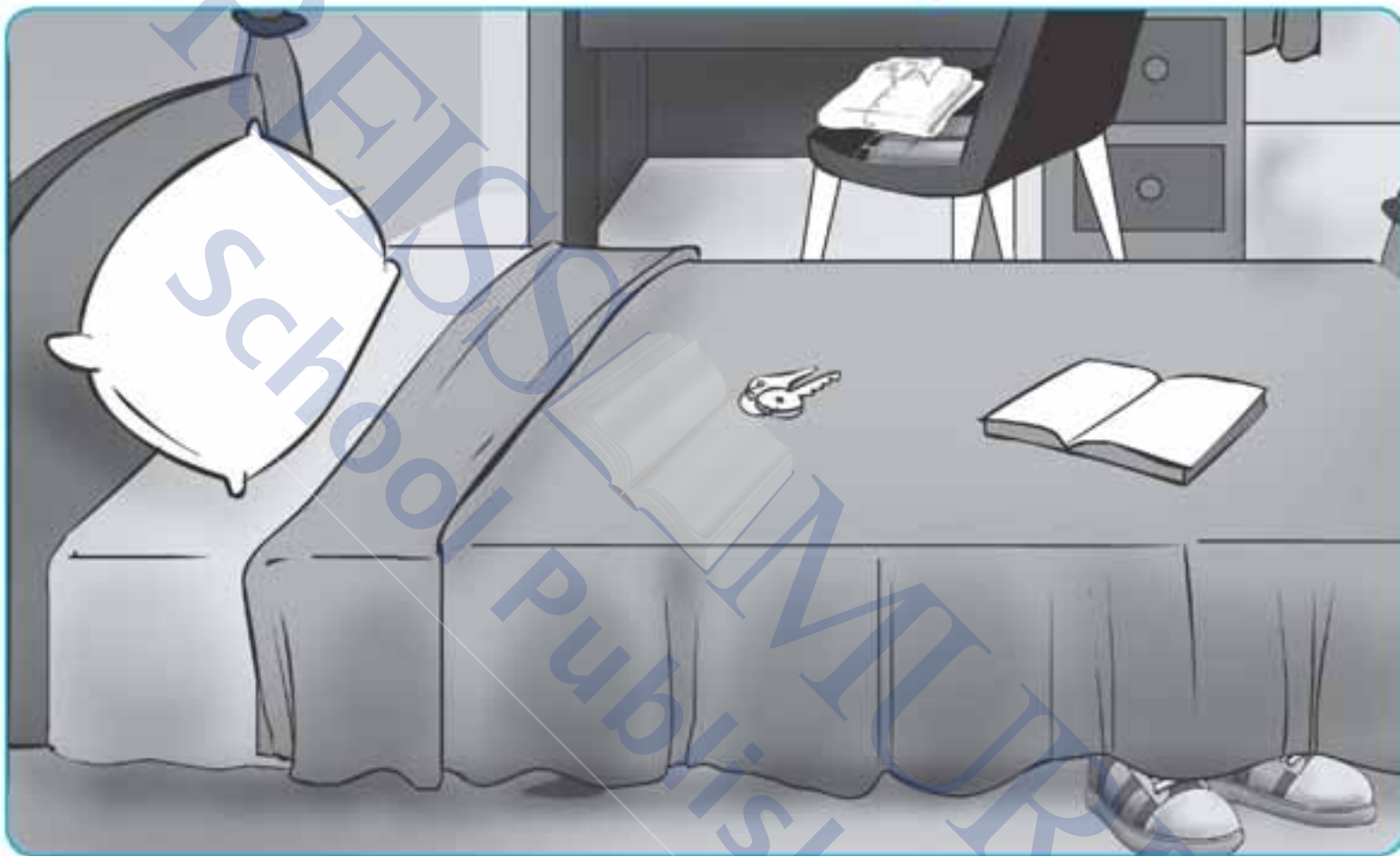
Unit 1	Getting Ready for School	4
Unit 2	After School	9
Unit 3	At the Supermarket	14
Unit 4	My Family Album	19
Unit 5	What's the Matter?	24
Unit 6	How Are You Today?	29
Unit 7	A Visit to Grandma	34
Unit 8	At the Mall	39
Unit 9	On the Farm	44
Unit 10	At the Dinosaur Museum	49
Unit 11	Under the Sea	54
Unit 12	An African Safari	59
Unit 13	Where Were You Born?	64
Unit 14	We Played All Day	69
Unit 15	What's the Time?	74

Unit 1 Getting Ready for School

WORD POWER



1 Yoshi is running late for school. Help him to find his things.




1. Yoshi's _____ are on the bed. 3. His _____ are under the bed.
2. His _____ is on the bed. 4. Yoshi's _____ is on the chair.

2 Look and unscramble the words. Write them.



1.  chlnu

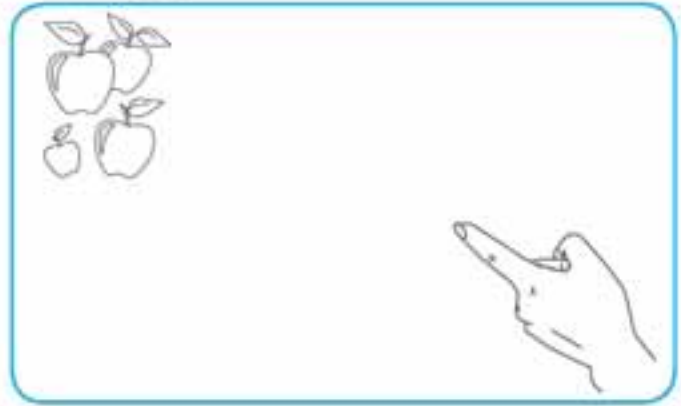

3.  bkooxtet


2.  eulg

4.  cissorss

▶ GRAMMAR

1 Write *this, that, these or those* under the pictures.





2 Look at the picture and complete the sentences.

My name is Suzy. _____ is my desk.

_____ are my paintbrushes. I like to paint.

_____ is my mum. She loves my pictures!



Grammar Practice

1 Look and tick ✓ the right picture.



This is my pencil case.



That is my lunch.



These are my socks.



Those are his scissors.





1 Colour the 'a magic e' words.



g r a p e a l a n e b t c a p e e a c a n e i p g
k s k a t e n e p l a n e k c t a p e a c a k e p n

2 Look and write.



3 Circle the nouns and underline the verbs.



She writes a letter.

They play basketball.



▶ Writing

1 Jenny is going to school today. Look at what is in her backpack and read about it.



My name is Jenny. This is my backpack. I have many things in my backpack. This is my textbook. I take my textbook to school every day. These are my scissors. I use scissors in art lessons. That is my lunch. I have got an apple today. These are my pencils. I have got three pencils in my backpack today.

2 Now, write what is in YOUR backpack. Look at the story above to help you.
