


Playhouse

5

Workbooks



PREISS ■ MURPHY
School Publishers

Shannon Kallon
Kara Murphy

Playhouse Pals[®], Playhouse Kids[®], Playhouse[®]

PREISS MURPHY School Publishers

Corvallis, Oregon, USA

PREISS MURPHY and PREISS MURPHY SCHOOL PUBLISHERS
are trademarks of PREISS MURPHY SCHOOL PUBLISHERS.

The moral rights of the author have been asserted (database right
PREISS MURPHY SCHOOL PUBLISHER (maker)).

First published 2013

2014 2015 2016 2017 2018

ISBN 978-1-93-6259-55-5

No unauthorised photocopying

All rights reserved. No part of this publication may be reproduced,
stored in a retrieval system or transmitted, in any form or by any
means, without the prior permission in writing of Preiss Murphy
School Publishers, or as expressly permitted by law, or under terms
agreed with the appropriate reprographics rights organisation.
Enquiries concerning reproduction outside the scope of the above
should be sent to the ELT Rights Department, Preiss Murphy
School Publishers, at the address above. It is not permitted to
circulate this book in any other binding or cover and you must
impose this same condition on any acquirer.

Any websites referred to in this publication are in the public domain
and their addresses are provided by Preiss Murphy for information
only. Preiss Murphy disclaims any responsibility for the content.

ACKNOWLEDGEMENTS

Cover illustration by Ed

Illustrations by: Title page, 4, 5, 7, 8, 9, 10, 11, 12, 13, 15,
17, 20, 21, 22, 24, 25, 26, 27, 28, 30, 31, 32, 33, 34, 35,
37, 38, 39, 40, 41, 42, 43, 44, 45, 46, 47, 48, 50, 51, 52,
54, 55, 56, 57, 58, 59, 60, 61, 62, 63, 64, 65, 66, 67, 69,
70, 71, 72, 73, 74, 75, 76, 78.

Dreamstime

Shutterstock

The publisher would like to thank the following instructional
designers and authors for **Playhouse Pals[®]**, **Playhouse Kids[®]** and
Playhouse[®]:

Kara Murphy, Jill Farrell, Maryam Chahine, Stacey Cairns, Shannon
Katon, Jeni Campbell, Ramona Morris, Garth Smith, Ophelia
O'Leary, Fred Dingle, Amy Barrett and Sophia Leader.

The publisher would also like to thank the following voice over (British
version) talent: Fred Dingle, Ophelia O'Leary, Helen Bright,
Sophia Leader, Linda Chessey and Kady Kendall.

Preiss Murphy, **Playhouse Pals[®]**, **Playhouse Kids[®]** and
Playhouse[®] would like to thank the following organisations,
companies and/or websites for permission to reproduce photographs
and other copyrighted material: *Educemic – 30 Incredible Blogs*
Written by Students, *Smart TV Stars, Inc.*, *Mental Floss – The Quick*
10 – 10 Amazing Discoveries by Kids, *www.funenglishgames.com –*
How to write an advertisement, *International Paralympic Committee*
(IPC), *United Nations Environment Programme – Regional Seas*
Programme – Division of Environmental Policy Implementation

Contents

Unit 1	Taking It to the Extreme	4
Unit 2	What Is Your Hobby?	9
Unit 3	Getting Involved	14
Unit 4	Let's Go Shopping!	19
Unit 5	Whose Job Is It?	24
Unit 6	Then and Now	29
Unit 7	Our Planet	34
Unit 8	The Big Game	39
Unit 9	Let's Eat!	44
Unit 10	It's Delicious!	49
Unit 11	Who's Calling?	54
Unit 12	When I Grow Up	59
Unit 13	History Was Made!	64
Unit 14	Let's Build It!	69
Unit 15	Let's Create It!	74


Unit 1 Taking It to the Extreme

WORD POWER



1 **Label it!** Look at the pictures. Label each picture with the correct word from the word box.

extreme endurance equipment



2 **Match it!** Read the descriptions. Match each word from the word box to its description.

nervous limit helmet endurance dangerous
 adventurous ability goggles confident exciting

_____	_____	_____	_____	_____
sure and positive	safety equipment that protects the head	causing great joy and happiness	safety equipment that protects the eyes	not safe, risky
_____	_____	_____	_____	_____
talent, skill	a point that someone is not able to go above	patience, staying power	worried, not calm	willing to take risks and try new things

CONVERSATION

1 Practise it! Complete the conversation using the Word Power words. Then practise the conversation with a friend or family member.

Sam: Hi, Ned. Guess where I was yesterday?

Ned: I don't know, where?

Sam: I was at the beach. Guess what I did?

Ned: Well, by looking at your equipment, you were swimming?

Sam: No! I went snorkelling! It was so _____!

Ned: Snorkelling? Isn't that _____ and risky?

Sam: It's not dangerous at all if you have the right _____.

Ned: It was your first time, right? Did you feel scared?

Sam: A little. I was _____ at first. I had to push myself to the _____.

Ned: Are you going to do it again?

Sam: Definitely! I think I am more _____ now.

Ned: I don't think I could snorkel.


Sam: Of course you could. Don't doubt your _____.

Ned: Okay! Then the next time you go snorkelling, I want you to take me with you!

Sam: Okay!



2 Think about it! What makes a sport extreme? There are sports that are extreme for some, but not for others. Look at the extreme sports and activities below. Then tick the activities you think are extreme. On a separate piece of paper, write why you think they are extreme.





Remember!

Stative verbs don't describe actions. They often describe states, thoughts, feelings and opinions. Stative verbs are never used in the continuous form.

Examples: taste, hear, love, like, know, believe, have, contain

1 You do it! Read the sentences. Put a tick ✓ in the box if the sentence has a stative verb.

He writes a book. <input type="checkbox"/>	He likes this book. <input type="checkbox"/>	The teacher talks to us. <input type="checkbox"/>	I feel happy. <input type="checkbox"/>
I want that toy. <input type="checkbox"/>	They are playing outside. <input type="checkbox"/>	We love our parents. <input type="checkbox"/>	I know this person. <input type="checkbox"/>
He breaks his bike by mistake. <input type="checkbox"/>	We walked home. <input type="checkbox"/>	My dad owns this house. <input type="checkbox"/>	She plays the piano. <input type="checkbox"/>
We sing songs. <input type="checkbox"/>	I agree with my mum. <input type="checkbox"/>	I sleep early. <input type="checkbox"/>	I wish I could play hockey. <input type="checkbox"/>

2 Unscramble it! Follow the story by crossing out the letters. Then underline the stative verbs in the paragraph.

I L O V E E X T R
 Q X S T R O D O E
 I W I V N P S E M
 S O G O S C A N G
 H T M W C I H W O
 G N I V U T E A M
 M Y D I B A N I O
 Q X A D A H T G L
 H M D S A Y S H D
 T Y D A D B K E
 I W E E R G A I R

I love extreme sports. I wish to go scuba diving. My dad says that I can go when I am older. I agree with my dad.

LANGUAGE BUILDING

1 Look it up! Look up the following words in a dictionary and write their definitions.

Word	Definition
agree	
doubt	
hike	
prefer	
scuba diving	
wish	

2 Write it! What are the guide words for the words you looked up in the dictionary? Write the guide words here.

Word	Guide Words
agree	
doubt	
hike	
prefer	
scuba diving	
wish	



▶ **WRITING**

1 **Write about it!** Write a diary entry about a fun place you visited. Use stative verbs in your sentences.

Dear Diary